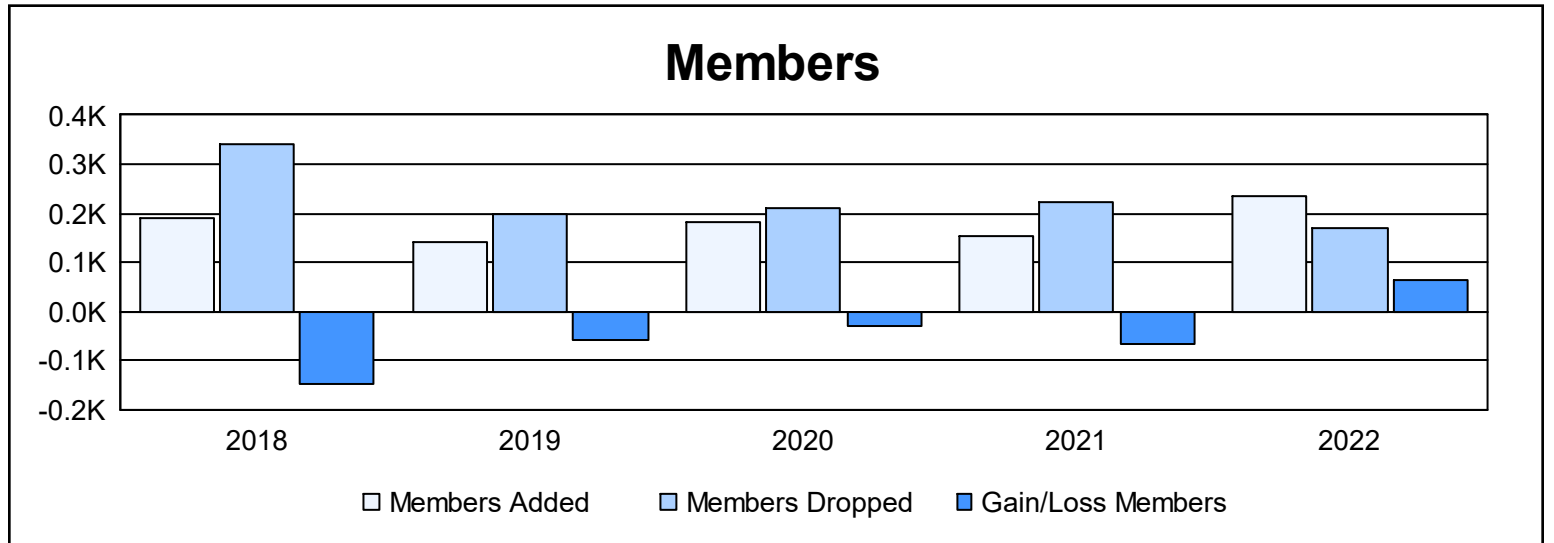
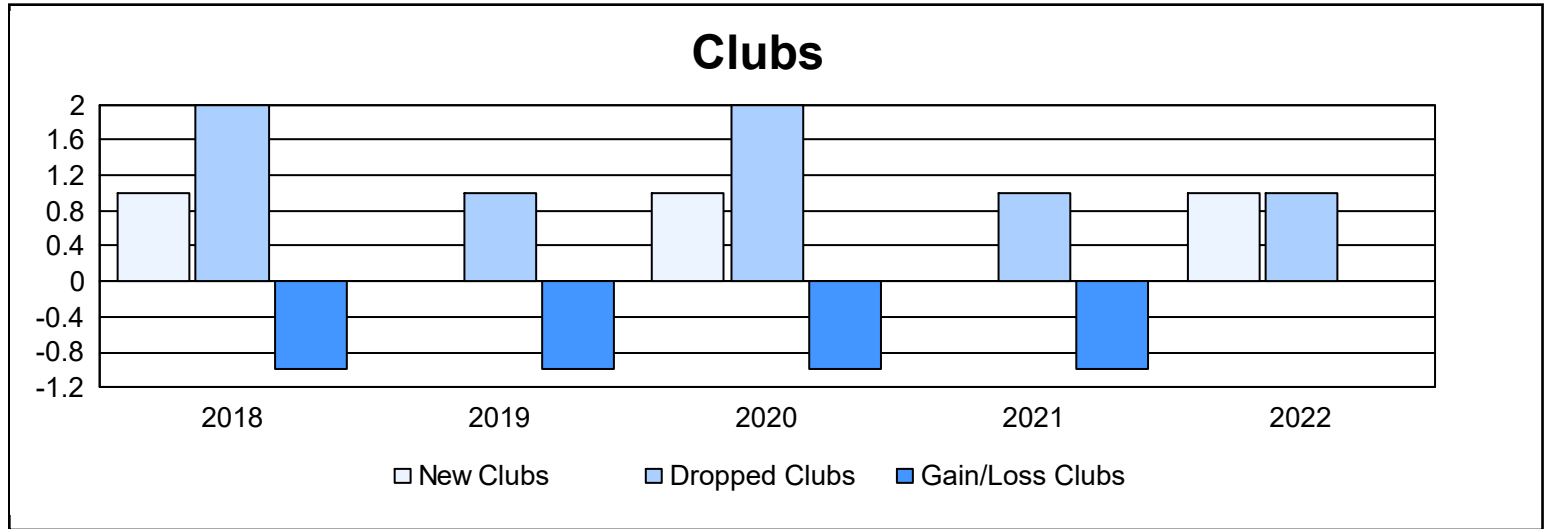
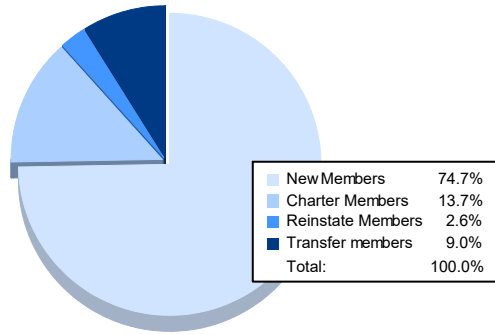


| Year | New Clubs | Dropped Clubs | Gain/ Loss Clubs | New Members | Charter Members | Reinstate Members | Transfer Members | Total Member Added | Total Members Dropped | Gain/ Loss Members |
|----------------|-----------|---------------|------------------|-------------|-----------------|-------------------|------------------|--------------------|-----------------------|--------------------|
| 2017-2018 | 1 | 2 | -1 | 123 | 43 | 17 | 9 | 192 | 340 | -148 |
| 2018-2019 | 0 | 1 | -1 | 110 | 0 | 21 | 9 | 140 | 197 | -57 |
| 2019-2020 | 1 | 2 | -1 | 115 | 36 | 18 | 13 | 182 | 212 | -30 |
| 2020-2021 | 0 | 1 | -1 | 114 | 6 | 12 | 22 | 154 | 221 | -67 |
| 2021-2022 | 1 | 1 | 0 | 174 | 32 | 6 | 21 | 233 | 170 | 63 |
| Average | 1 | 1 | -1 | 127 | 23 | 15 | 15 | 180 | 228 | -48 |



Membership Composition June 2022 Cumulative



Gender Composition June 2022 Cumulative

